

# Sophos Wireless



## The smarter way to simple, secure Wi-Fi

Sophos Wireless and our unified cloud management platform simplify your wireless network management and security, saving you valuable time and resources.

### Sophos Wireless: As easy as 1,2,3

Your Wi-Fi networks will be up and running in no time with our three-step setup.

#### One platform

With our single-platform approach, your Wi-Fi is always just one click away from your next Sophos solution. You can manage your Wi-Fi alongside your firewalls and switches, endpoint and server security, email protection, and more.

#### Two ways to manage

Remotely manage your full Wi-Fi estate in Sophos Central or make individual AP settings in the local user interface (AP6 Series only).

#### Three steps to connect

Sophos Wireless is easy to set up and deploy. Create a wireless network, register your access point, and connect. This simple onboarding process ensures your Wi-Fi networks are up and running in minutes.

### Our pragmatic approach to cybersecurity

Our range of award-winning solutions and services simplifies your security and allows you to focus on your core business objectives. While your IT peers are switching from one console to the next in their complex, multi-vendor environments, you can have a single pane of glass for everything.

Get cross-product integration and features such as Active Threat Response, to enhance your security posture.

Our portfolio includes products and solutions for secure access inside and outside of your network. We offer ZTNA to provide granular access to applications, SD-WAN and remote Ethernet devices to secure your branch office connectivity, Sophos Firewall for the ultimate in network security and performance, and switches to power your access points and offer better network control.

You could use multiple consoles to manage your access and security, but all you need is one.

### Highlights

- Scalable cloud platform for remote management
- Local web interface to manage a single AP
- Better performance and security with Wi-Fi 6/6E access points
- Active Threat Response for compromised host isolation
- Captive portal for guest and visitor access
- Centralized management alongside the entire Sophos ecosystem of cybersecurity solutions



## Sophos Wi-Fi portfolio overview

As a scalable, cloud-managed solution, with support for the latest generation of Wi-Fi 6/6E access points, Sophos Wireless is our recommendation for all of your wireless networks. This overview explains all currently available options to set up and secure Wi-Fi networks.



### Sophos Wireless

#### Cloud-Managed Wi-Fi

Sophos Wireless is our Sophos Central-managed Wi-Fi solution. It offers the broadest feature set, the best scalability, and exclusive support for the latest generation of Wi-Fi 6/6E access points, the AP6 Series.

As a single management platform for all of your Sophos security solutions, Sophos Central puts your Wi-Fi management just one click away from your firewalls and switches, endpoint and server security, email protection, and more. Sophos Central also unlocks additional capabilities, such as Active Threat Response.

The following access points can be managed in Sophos Central:

- **AP6 Series:** Wi-Fi 6/6E 802.11ax [all models]
- **APX Series:** Wi-Fi 5 802.11ac Wave 2 [all models] – sold as long as stock lasts only. End-of-life date: December 31, 2027



### Sophos Firewall

#### Integrated Wi-Fi models

XGS Series desktop form-factor firewalls are available with integrated Wi-Fi. This option is suitable for smaller deployments, such as retail stores, where a single device is deployed for network security.

The following XGS Series firewalls have integrated Wi-Fi:

- **XGS Series:** XGS 87w, 107w, 116w, 126w, 136w

The following XGS Series firewalls additionally support the use of an optional Wi-Fi module:

- **XGS Series:** XGS 116w, 126w, 136w

#### Firewall as a controller

Sophos Firewall [XGS Series] can be used as a Wi-Fi controller for our end-of-sale Wi-Fi 5 APX Series access points only. We have announced an end-of-life date of December 31, 2027 for the APX Series; however, existing customers can continue to use APX on a supported platform until that date.

We will continue to sell any remaining APX models for as long as stock lasts. Please check with your local Sophos representative for further information.

For additional information, see [sophos.com/firewall](https://sophos.com/firewall).

## Sophos Wireless: Scalable, cloud-managed Wi-Fi

As more and more businesses shift infrastructure and solutions to the cloud, and remote and hybrid working models accelerate the demand for more flexibility, switching your Wi-Fi management to Sophos Central is not only a way to make better use of your resources, but it's also your path to the latest features and technology for a truly scalable Wi-Fi experience.

### Sophos Wireless features

For a full overview of all features available in Sophos Wireless, please check out our website: [sophos.com/wireless](https://sophos.com/wireless).

### Benefits of Sophos Wireless



#### Cloud scalability

While on-premises, controller-based solutions can be limited by hardware resources, with Sophos Wireless, extending your network is as simple as adding an additional access point.



#### Remote management via a single platform

Sophos Central provides a single cloud platform to remotely manage your Wi-Fi alongside your firewalls and switches, endpoint and server security, email protection, mobile, and much more. A web user interface is also available to manage an individual AP6 access point.



#### Better performance and security

With exclusive support for our Wi-Fi 6/6E, AP6 Series access points, you get a significant performance improvement, 2.5G connectivity, and support for the latest WPA3 security standard.



#### Improved guest access experience

The first thing people do upon entering your premises is look for the Wi-Fi password, and Sophos has you covered. Give your employees, guests, and visitors a better Wi-Fi experience with our many authentication options.



#### Click and connect

Whether you're a wireless pro or an IT all-rounder with limited Wi-Fi knowledge, our user interface will guide you through access point registration and network configuration, so that your users are connected in next to no time.



#### Wi-Fi 6/6E (802.11ax)

Improved performance, better security with WPA3, and the option to use the less-congested 6 GHz band (where available), make Wi-Fi 6/6E the standard of choice, particularly for high-density environments.



### Active Threat Response

#### Isolate compromised hosts at the access layer

API-triggered threat feeds initiate an automatic response to isolate compromised hosts across all Sophos AP6 Series access points and Sophos switches on the network.

- Isolates wired and wireless, managed, and unmanaged hosts
- Prevents lateral movement and buys you time for remediation
- Detections can originate from Sophos MDR, Sophos XDR, Sophos NDR, or third-party solutions

Active Threat Response is available via Sophos Central for Sophos Wireless (AP6 Series only), Sophos Switch, and is also supported on Sophos Firewall.






While a Sophos Firewall is not a prerequisite for this functionality on Sophos Wireless, customers who also own a Sophos Firewall benefit from different response actions and enhanced automation, resulting in a faster time to remediation at every network layer.

## AP6 Series: cloud-managed Wi-Fi 6/6E Access Points

Our latest generation of Wi-Fi 6/6E access points offers a range of models to suit many different environments. With four indoor models and one IP67-rated outdoor model, they are ideal for both new and existing customers to replace their Wi-Fi infrastructure as part of a network upgrade or vendor consolidation project.

### Sophos AP6 Series

With Wi-Fi 6, broad device support is guaranteed with all AP6 models offering support for the 2.4 and 5 GHz bands. Improved performance and better security with WPA3 add to the benefits of this WLAN generation. Wi-Fi 6E extends the capabilities and features of Wi-Fi 6 into the 6 GHz band\*. For further information, please visit: [sophos.com/wireless](https://sophos.com/wireless).

Model	AP6 420	AP6 420E	AP6 840	AP6 840E	AP6 420X
					
WLAN Standards	802.11ax Wi-Fi 6	802.11ax Wi-Fi 6/6E	802.11ax Wi-Fi 6	802.11ax Wi-Fi 6/6E	802.11ax Wi-Fi 6
Management	Sophos Central (see management and support below). Local web interface (single AP6 only) AP6 Series access points cannot be managed from any Sophos firewall.				
Deployment	Indoor; desktop, wall, or ceiling mount				Outdoor; pole/wall mount IP67
Radios*	<b>Dual Radio</b> 1 x 2.4 GHz single-band 1 x 5 GHz single-band	<b>Tri-radio</b> 1x 2.4 GHz single-band 1x 5 GHz single-band 1x 6 GHz single-band	<b>Dual Radio</b> 1x 2.4 GHz single-band 1x 5 GHz single-band	<b>Tri-radio</b> 1x 2.4 GHz single-band 1x 5 GHz single-band 1x 6 GHz single-band	<b>Dual Radio</b> 1x 2.4 GHz single-band 1x 5 GHz single-band
Antennas	Internal omnidirectional	Internal omnidirectional	Internal omnidirectional	Internal omnidirectional	External omnidirectional
Antenna Options	-	-	-	-	120° Sector, 30° Directional
DFS	✓	✓	✓	✓	✓
Performance	2 x 2:2	2 x 2:2	4 x 4:4	4 x 4:4	2 x 2:2
Interfaces	1x 1GE w/PoE+	1x 2.5G w/PoE+	1x 2.5G w/PoE+	1x 2.5G w/PoE++ 1 x 2.5G without PoE	1x 2.5G w/PoE+
Power (max.)	17.5 W	24.25 W	30 W	45 W	30 W
Power-over-Ethernet (min.)**	802.3at (PoE+) Suitable PoE+ injector or switch available for separate purchase	802.3at (PoE+) Suitable PoE+ injector or switch available for separate purchase	802.3at (PoE+) Suitable PoE+ injector or switch available for separate purchase	802.3bt (PoE++) Suitable PoE++ injector or CS210-8FP switch available for separate purchase	802.3at (PoE+) Suitable PoE+ injector or switch available for separate purchase
Dimensions Width x Height x Depth	183 x 35 x 183 mm 7.2 x 1.38 x 7.2 inches	183 x 35 x 183 mm 7.2 x 1.38 x 7.2 inches	225 x 43 x 225 mm 8.86 x 1.54 x 8.86 inches	225 x 43 x 225 mm 8.86 x 1.54 x 8.86 inches	260.5 x 69 x 180 mm 10.26 x 2.72 x 7.09 inches
Weight	0.7 kg	0.7 kg	1.2 kg	1.2 kg	1.6 kg
Certifications and Compliance	CB, UL, CE, FCC, ISSED, RCM, TEC EN 60601-1-2 (Medical Equipment Directive)	CB, UL, CE, FCC, ISSED, RCM, TEC Plenum-rated (UL2043) EN 60601-1-2 (Medical Equipment Directive)	CB, UL, CE, FCC, ISSED, RCM, TEC Plenum-rated (UL2043) EN 60601-1-2 (Medical Equipment Directive)	CB, UL, CE, FCC, ISSED, RCM, TEC Plenum-rated (UL2043) EN 60601-1-2 (Medical Equipment Directive)	CB, UL, CE, FCC, ISSED, RCM, TEC EN 60601-1-2 (Medical Equipment Directive)

\* 6 GHz is not available in all regions. See <https://www.wi-fi.org/countries-enabling-wi-fi-in-6-ghz-wi-fi-6e> for further information.

\*\* Additional information and guidance on powering your access points is available at [https://support.sophos.com/support/s/article/KB-000045501?language=en\\_US](https://support.sophos.com/support/s/article/KB-000045501?language=en_US).

## Powering your access points

If you only have a single access point, a Power over Ethernet (PoE) injector will likely be sufficient. In environments with multiple access points mounted on ceilings and walls, you'll soon run out of power sockets.

Sophos access layer switches with PoE are the perfect enhancement to your Wi-Fi deployment. By using Sophos Central, you can manage them from the same console as your access points.

AP6 Model	Minimum PoE Standard	Our Recommendation
AP6 420	802.3at PoE+ (30W per port)	Use any Sophos PoE+ injector or PoE capable switch
AP6 420E		
AP6 420X		
AP6 840		
AP6 840E	802.3bt PoE++ (60W per port)	Use the Sophos Switch CS210-8FP or the Sophos PoE++ 60W injector

Additional information and guidance is available at [https://support.sophos.com/support/s/article/KB-000045501?language=en\\_US](https://support.sophos.com/support/s/article/KB-000045501?language=en_US).


APX Model	Minimum PoE Standard	Our Recommendation
APX 120	802.3af PoE (15.4W per port)	Use any Sophos PoE injector or PoE capable switch
APX 320		
APX 320X	802.3at PoE+ (30W per port)	Use any Sophos PoE+ injector or PoE capable switch
APX 530		
APX 740		

## 2.5G connectivity: No more network bottlenecks

Reap the benefits of the improved performance of Wi-Fi 6 and Wi-Fi 6E by refreshing your network infrastructure. With 2.5G Ethernet connectivity on your access layer switches and your access points, you can prevent network bottlenecks and give your users a better overall Wi-Fi experience.

All AP6 models (except the AP6 420) have at least one 2.5G interface built in for faster LAN connectivity. When combined with our range of 2.5G switches, you can unlock faster speeds across your entire network.

Further information: [sophos.com/switch](https://sophos.com/switch).




## Management and support

Our single-platform approach is ideal for consolidating your security operations and improving network administration.

### AP6 Series

There are two different ways to manage the AP6 Series.



Our single cloud platform to remotely manage all of your Sophos solutions.

Requires support subscription per AP.



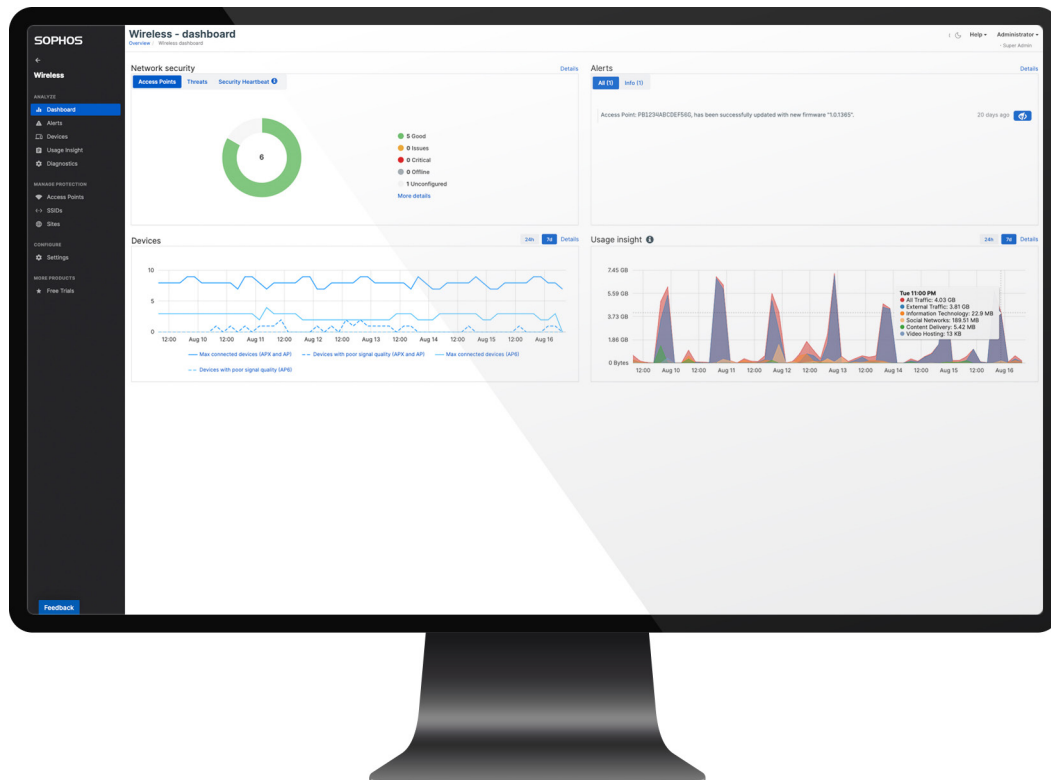
A local user interface via your browser to manage a single AP on site.

Included in hardware purchase.

### AP6 Series warranty and support

- **AP6 Series Warranty:** Limited lifetime warranty.
- **AP6 Series Support:** A support and services subscription per AP entitles you to Sophos Central management, firmware updates, Advanced RMA, and 24/7 multi-channel support. Features delivered via Sophos Central are only available in combination with a valid AP6 support contract.

Sophos Support remote debugging is only possible for AP6s managed in Sophos Central.



## Optional Accessories

We have a number of options available to cover different deployment scenarios.

- › **Mounting kits**
  - Kits for flat-ceiling, plenum, and suspend mount.
- › **Optional antennas**
  - 120° sector antenna and 30° directional antenna available for the outdoor model.
- › **POE injectors**
  - Suitable PoE+ and PoE++ injectors are available.
- › **Power supply**
  - External supply available for AP6 420.
- › **Sophos Switch**
  - The ideal option to power your Sophos access points and other PoE-capable devices. See: [sophos.com/switch](https://sophos.com/switch).

**Learn more at**  
[sophos.com/wireless](https://sophos.com/wireless)

North American Sales  
Toll Free: 1-833-283-7373  
Email: [shop@nuformat.com](mailto:shop@nuformat.com)